

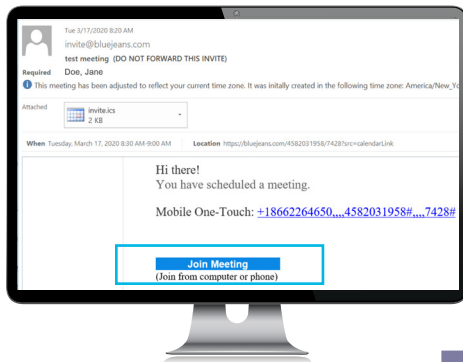


# Hackensack Meridian Health

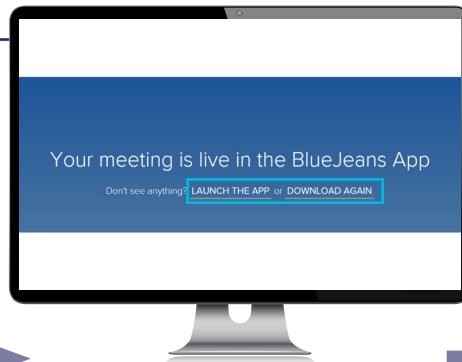
\* You will receive an email from your provider's office with a invite to have a Telemedicine appointment.

## STEPS FOR CONNECTING TO BLUEJEANS

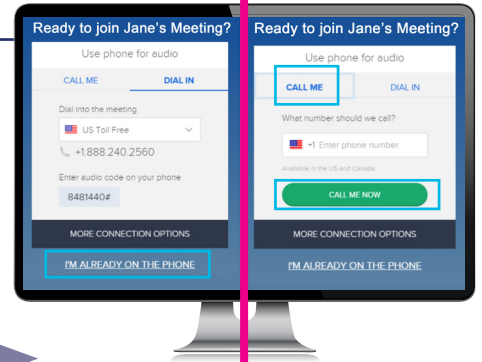
### USING A LAPTOP, DESKTOP OR TABLET



**1.** Click the "Join Meeting" button in the body of the calendar invite



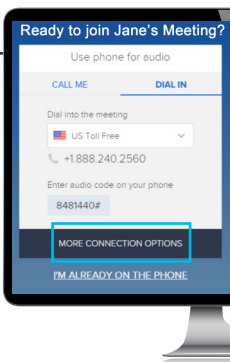
**2.** Click the "Launch the App" or "Download Again" if your meeting does not automatically begin



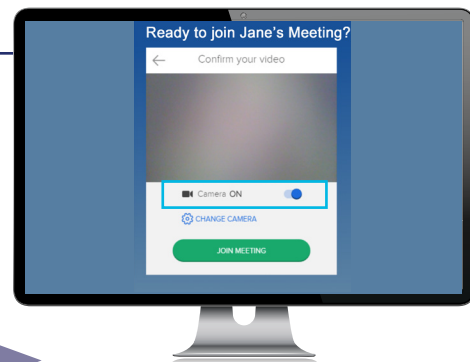
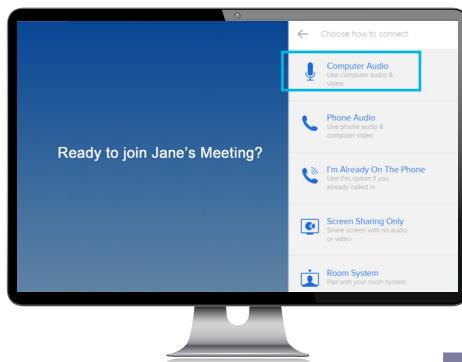
**3.** Choose your audio option

If you've already dialed the phone number from your phone, select "I'm already on the Phone".

If you want the application to call you, enter the phone number you want to be called on and click "Call Me Now".



**3.** If you'd like to use your computer audio Select "More Connection Options" ... and click "Computer Audio". Then, follow the prompts.



**4.** Join the meeting. Be sure your "Camera is ON".