



Hackensack
Meridian *Health*


STEPS FOR CONNECTING TO **B** BLUEJEANS VIA MOBILE DEVICE

PLEASE SEE THE FOLLOWING VIDEOS FOR HELP IN USING THIS APPLICATION:


- [Support.bluejeans.com/s/article/Video-Downloading-the-iOS-App](https://support.bluejeans.com/s/article/Video-Downloading-the-iOS-App)
- [Support.bluejeans.com/s/article/Video-BlueJeans-iOS-App-Overview](https://support.bluejeans.com/s/article/Video-BlueJeans-iOS-App-Overview)



* You will receive an email from your provider's office with a invite to have a Telemedicine appointment.



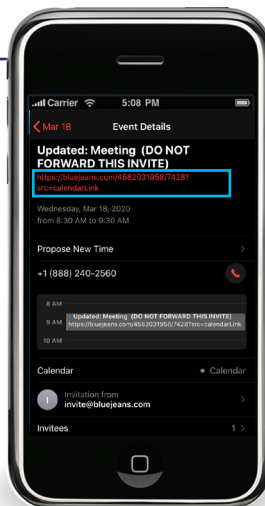
1. Go to the app store on your device and search for BlueJeans



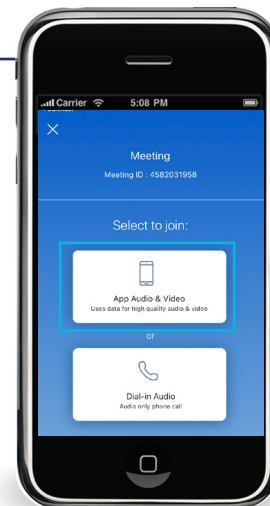
2. Download the app



3. Open the calendar invite and click on the weblink



4. Click on the weblink



5. The BlueJeans app will open. Choose "App Audio & Video" and be sure your camera is enabled: